

PassTest

Bessere Qualität , bessere Dienstleistungen!



Q&A

<http://www.passtest.de>

Einjährige kostenlose Aktualisierung

Exam : **JN0-346**

Title : Enterprise Routing and
Switching, Specialist
(JNCIS-ENT)

Version : Demo

1.What are three RSTP port states? (Choose three.)

- A. learning
- B. forwarding
- C. listening
- D. blocking
- E. discarding

Answer: A,B,E

Explanation:

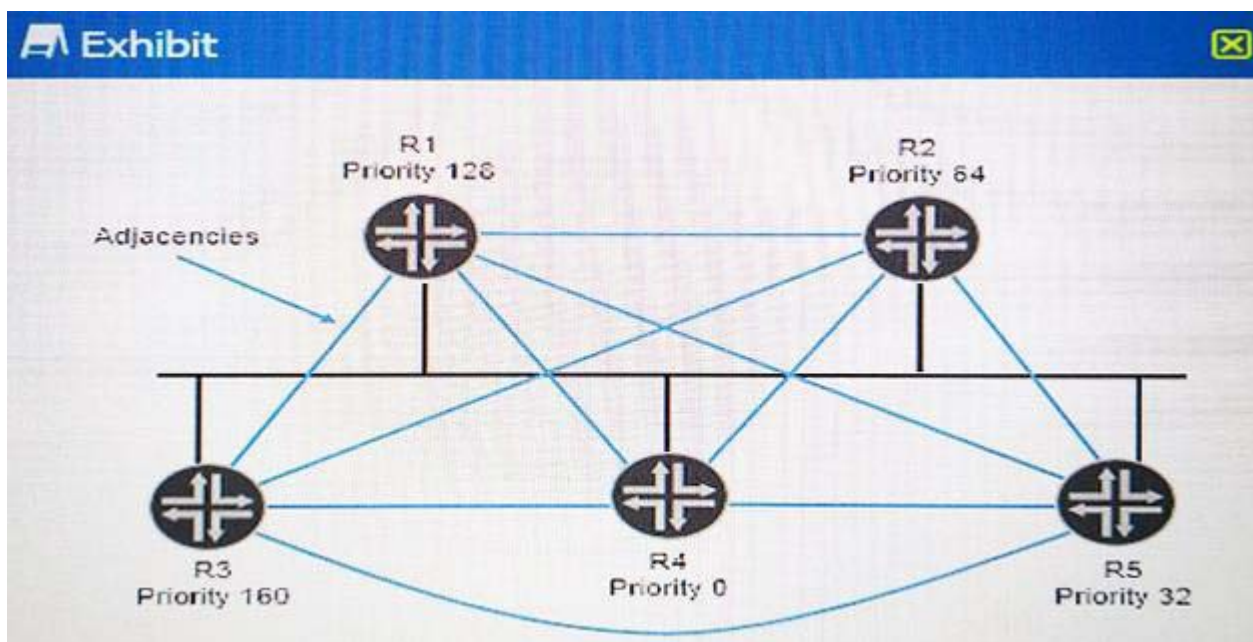
Port States in STP and RSTP

References:

https://www.juniper.net/documentation/en_US/junos12.3/topics/concept/mx-series-rstp-port-states-roles.html

STP (IEEE 802.1D)	RSTP (IEEE 802.1w)
Disabled	Discarding
Blocking	Discarding
Listening	Discarding
Learning	Learning
Forwarding	Forwarding

2.Click the Exhibit button.



Referring to the exhibit, which router will be selected as the DR?

- A. R1
- B. R5
- C. R4
- D. R3

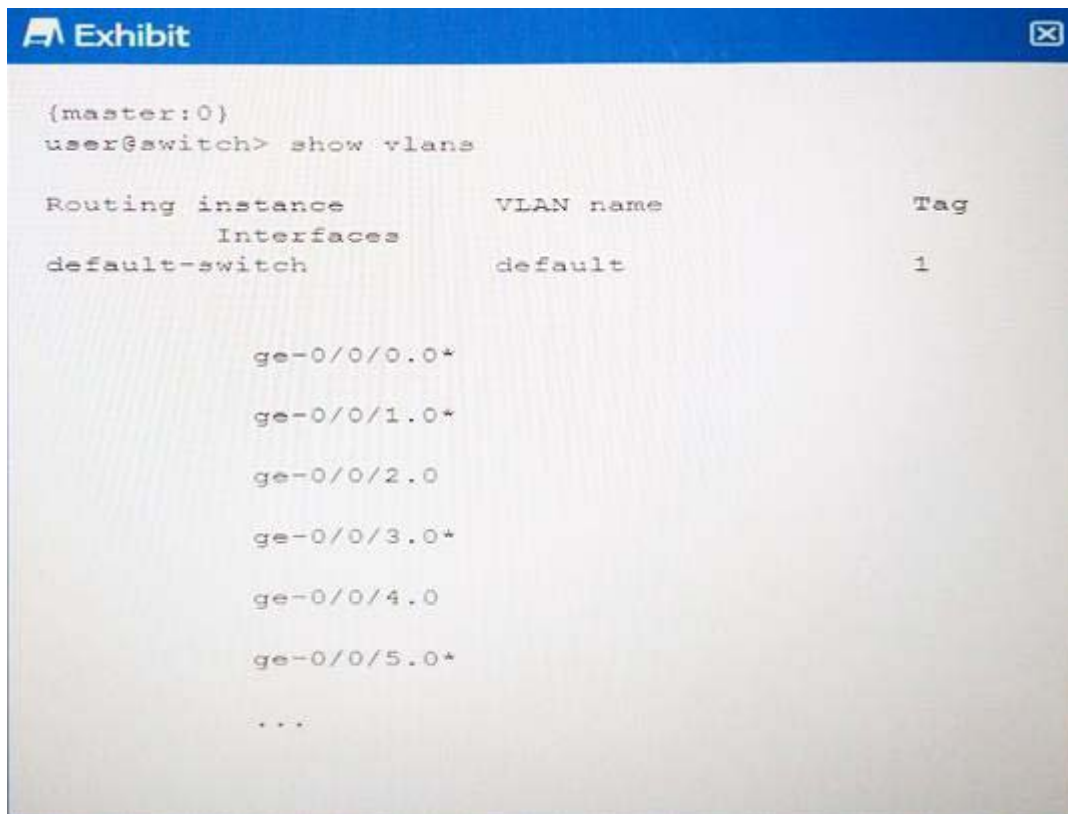
Answer: D

Explanation:

Note: The higher the priority value, the greater likelihood the routing device will become the designated router. By default, routing devices have a priority of 128. A priority of 0 marks the routing device as ineligible to become the designated router. A priority of 1 means the routing device has the least chance of becoming a designated router. A priority of 255 means the routing device is always the designated router.

References: https://www.juniper.net/documentation/en_US/junos16.1/topics/concept/ospf-routing-designated-router-overview.html

3. Click the Exhibit button.



```
{master:0}
user@switch> show vlans

Routing instance      VLAN name      Tag
-----
default-switch       default        1

    ge-0/0/0.0*
    ge-0/0/1.0*
    ge-0/0/2.0
    ge-0/0/3.0*
    ge-0/0/4.0
    ge-0/0/5.0*
    ...
```

Referring to the exhibit, what does the asterisk (*) following the ge-0/0/5.0 interface indicate?

- A. It indicates the interface is a trunk port.
- B. It indicates the interface is not active.
- C. It indicates the interface is an access port.
- D. It indicates the interface is active.

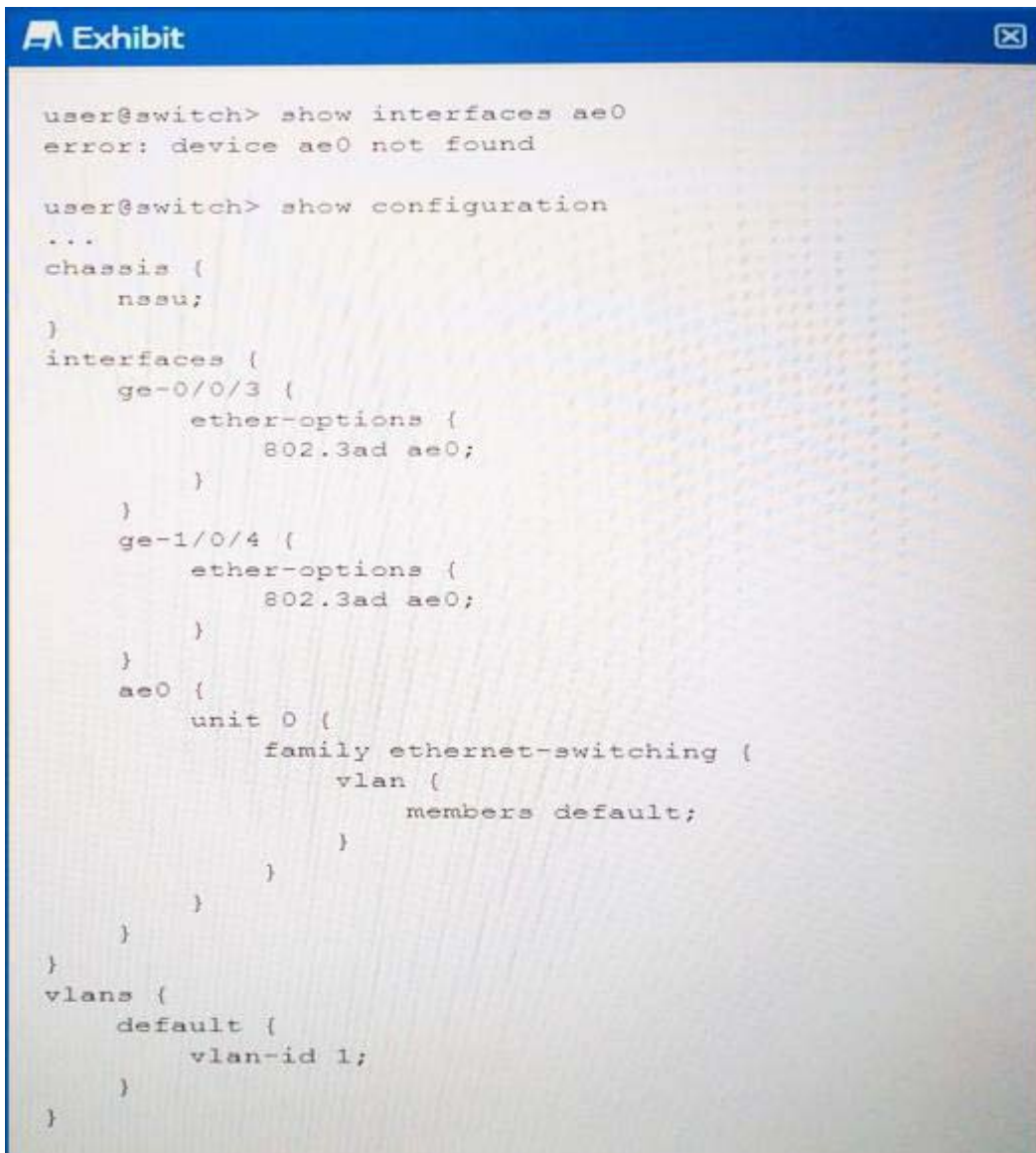
Answer: D

Explanation:

An asterisk (*) beside the interface indicates that the interface is UP.

References: http://www.juniper.net/documentation/en_US/junos14.1/topics/reference/command-summary/show-vlans-bridging-qfx-series.html

4. Click the Exhibit button.



```
user@switch> show interfaces ae0
error: device ae0 not found

user@switch> show configuration
...
chassis {
  nssu;
}
interfaces {
  ge-0/0/3 {
    ether-options {
      802.3ad ae0;
    }
  }
  ge-1/0/4 {
    ether-options {
      802.3ad ae0;
    }
  }
  ae0 {
    unit 0 {
      family ethernet-switching {
        vlan {
          members default;
        }
      }
    }
  }
}
vlans {
  default {
    vlan-id 1;
  }
}
```

Referring to the exhibit, what is the problem?

- A. LAG requires more than two member links.
- B. LACP is required for LAG to work.
- C. Aggregated interfaces must be defined under the chassis stanza.
- D. The LAG member interfaces are configured across different line cards.

Answer: C

Explanation:

Use the link aggregation feature to aggregate one or more links to form a virtual link or link aggregation group (LAG). To configure aggregated Ethernet interfaces, using the CLI:

5. Which two statements about RSTP are correct? (Choose two.)

- A. RSTP is not backwards compatible with STP.

- B. RSTP is backwards compatible with STP.
- C. RSTP permits multiple root bridges within a Layer 2 domain.
- D. RSTP permits only a single root bridge within a Layer 2 domain.

Answer: B,C

Explanation:

B: RSTP and STP can co-exist. RSTP achieves its rapid converges over STP through new mechanisms. If a RSTP switch connects to an STP switch, the RSTP switch will drop down to STP convergence speeds on a per-port basis. C: Unlike 802.1d (STP), 802.1w (RSTP) uses Hello packets between bridges to maintain link states and does not rely on the root bridge. References:

https://www.juniper.net/documentation/en_US/junos12.3/topics/concept/mx-series-rstp-port-states-roles.html

<http://www.ciscopress.com/articles/article.asp?p=474236&seqNum=3>