

PassTest

Bessere Qualität , bessere Dienstleistungen!



Q&A

<http://www.passtest.de>

Einjährige kostenlose Aktualisierung

Exam : **APD01**

Title : Blue Prism Professional
Developer

Version : DEMO

1.The following screen displays order details in a client’s order system application. An order is entered into the Order number field and the details for that order are displayed. There is a requirement to read the Product code value from the resulting display. The Product code will vary between orders.



The Product Code label has been successfully spied and the following attributes have been returned:

Element Details

Name:

Description:

Element Type: Data Type:

Attributes

Name	Mat...	Match Type	Value
Window Text	<input checked="" type="checkbox"/>	= (Equal)	Product code
Visible	<input checked="" type="checkbox"/>	= (Equal)	True
Screen Visible	<input checked="" type="checkbox"/>	= (Equal)	True
Enabled	<input checked="" type="checkbox"/>	= (Equal)	True
Class Name	<input checked="" type="checkbox"/>	= (Equal)	WindowsForms10...
Y	<input type="checkbox"/>	= (Equal)	89
X	<input type="checkbox"/>	= (Equal)	12
Width	<input type="checkbox"/>	= (Equal)	72
Type Name	<input type="checkbox"/>	= (Equal)	
Screen Bounds	<input type="checkbox"/>	= (Equal)	RECT:215,314,327,2...
Parent Y	<input type="checkbox"/>	= (Equal)	200
Parent X	<input type="checkbox"/>	= (Equal)	200
Parent Window Text	<input type="checkbox"/>	= (Equal)	View order
Parent Width	<input type="checkbox"/>	= (Equal)	222

The Product Code value field has been spied and the following attribute set has been selected:

Element Details

Name

Description

Element Type Data Type

Attributes

Name	Mat...	Match Type	Value
Y	<input checked="" type="checkbox"/>	Dynamic	89
Window Text	<input checked="" type="checkbox"/>	= (Equal)	BQT-38
Visible	<input checked="" type="checkbox"/>	= (Equal)	True
Screen Visible	<input checked="" type="checkbox"/>	= (Equal)	True
Enabled	<input checked="" type="checkbox"/>	= (Equal)	True
Class Name	<input checked="" type="checkbox"/>	= (Equal)	WindowsForms10...
X	<input type="checkbox"/>	Dynamic	89
Width	<input type="checkbox"/>	= (Equal)	45
Type Name	<input type="checkbox"/>	= (Equal)	
Screen Bounds	<input type="checkbox"/>	= (Equal)	RECT:292,314,327,3...
Parent Y	<input type="checkbox"/>	= (Equal)	200
Parent X	<input type="checkbox"/>	= (Equal)	200
Parent Window Text	<input type="checkbox"/>	= (Equal)	View order

In order to ensure a consistent match for the Screen Text – Product Code element, which of the following statements must be considered:

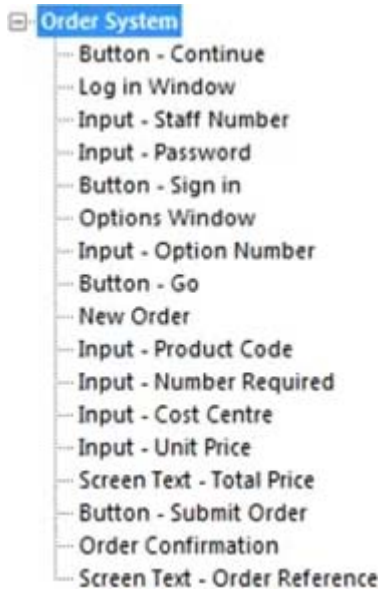
1. The Dynamic value of the Y attribute for the Screen Text – Product Code element must be derived from the Y attribute of the Label –Product Code element
2. The Y attribute of the Label –Product Code element cannot be derived as it is not checked
3. The Y attribute for the Screen Text – Product Code element must be set to a Match Type of 'Equal'
4. The Window Text attribute for the Screen Text – Product Code element must be set to a Match Type of 'Wildcard'
5. The Window Text attribute for the Screen Text – Product Code element must be un-checked

- A. 1 and 4
 B. 1, 2 and 5
 C. 3 and 4
 D. 1 and 5

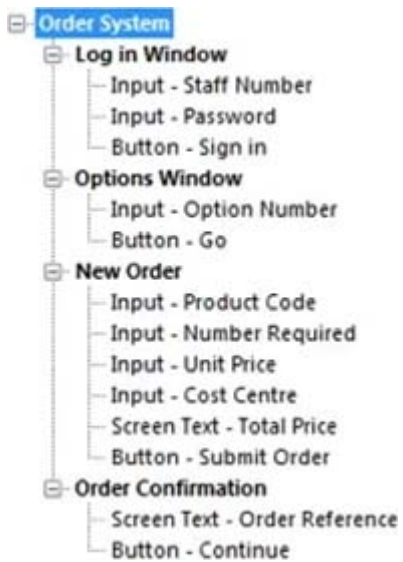
Answer: D

2.Which of the following Application Models follow Blue Prism Best Practice:

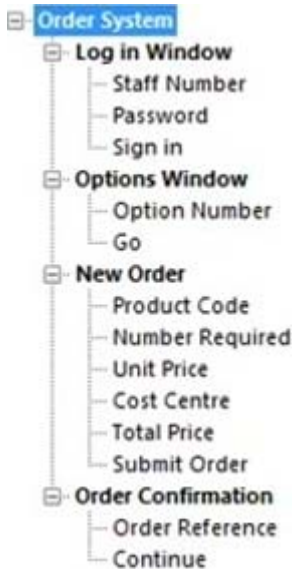
- A)



B)



C)



D)

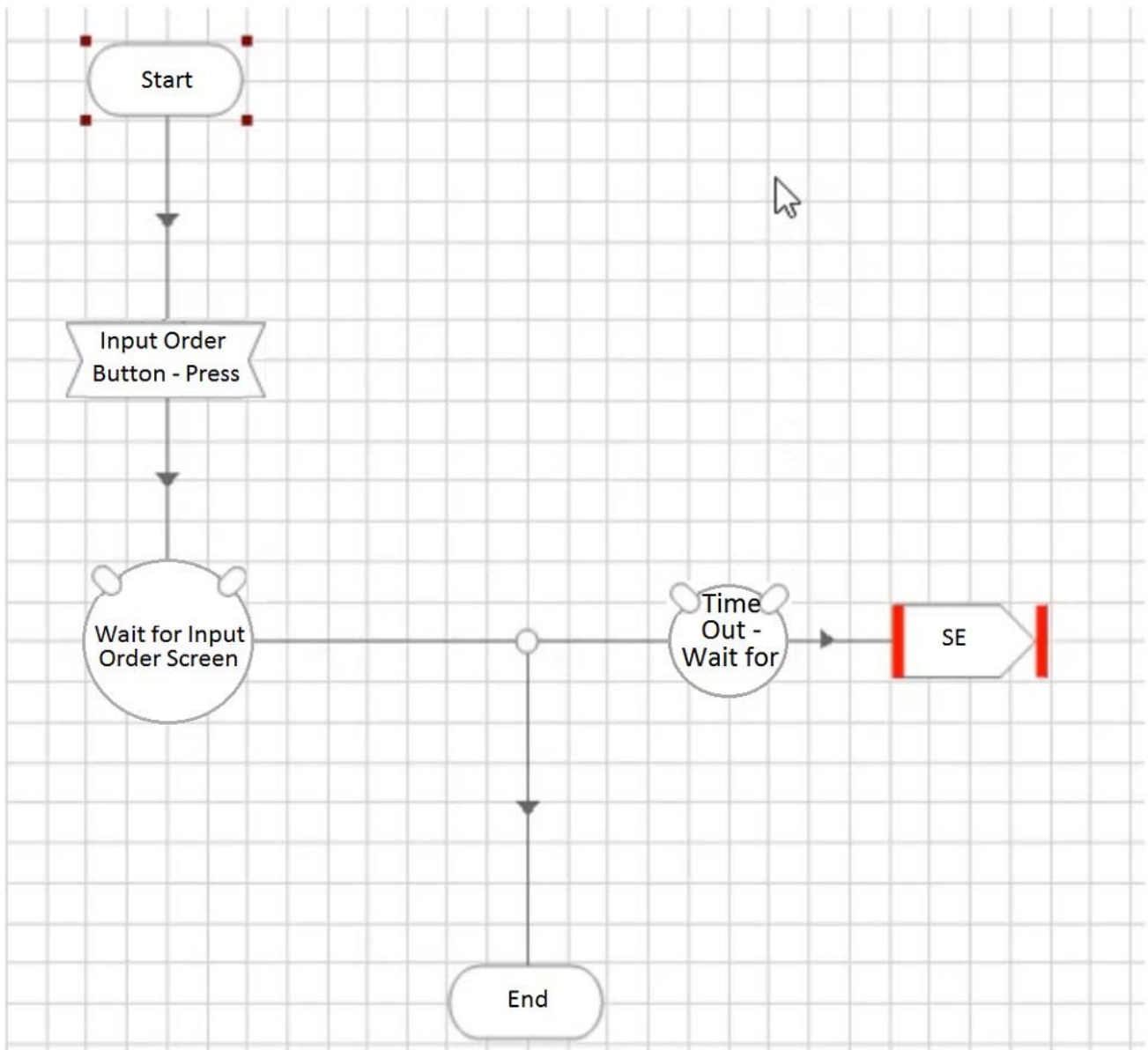


- A. Option A
- B. Option B
- C. Option C
- D. Option D

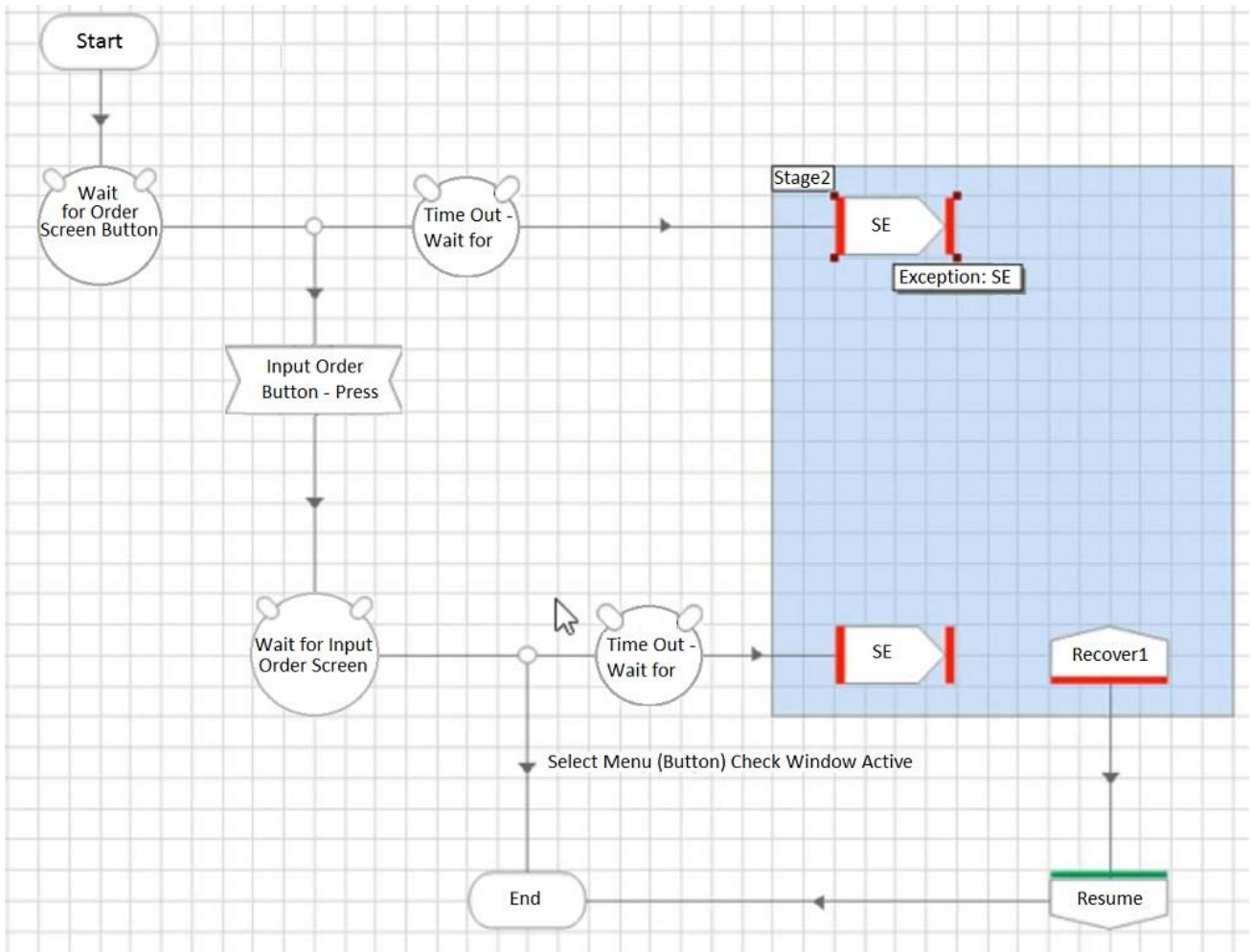
Answer: C

3. Which of the following four configurations depicts the best approach for an Action that has been built to select a button to navigate to an Input Order screen?

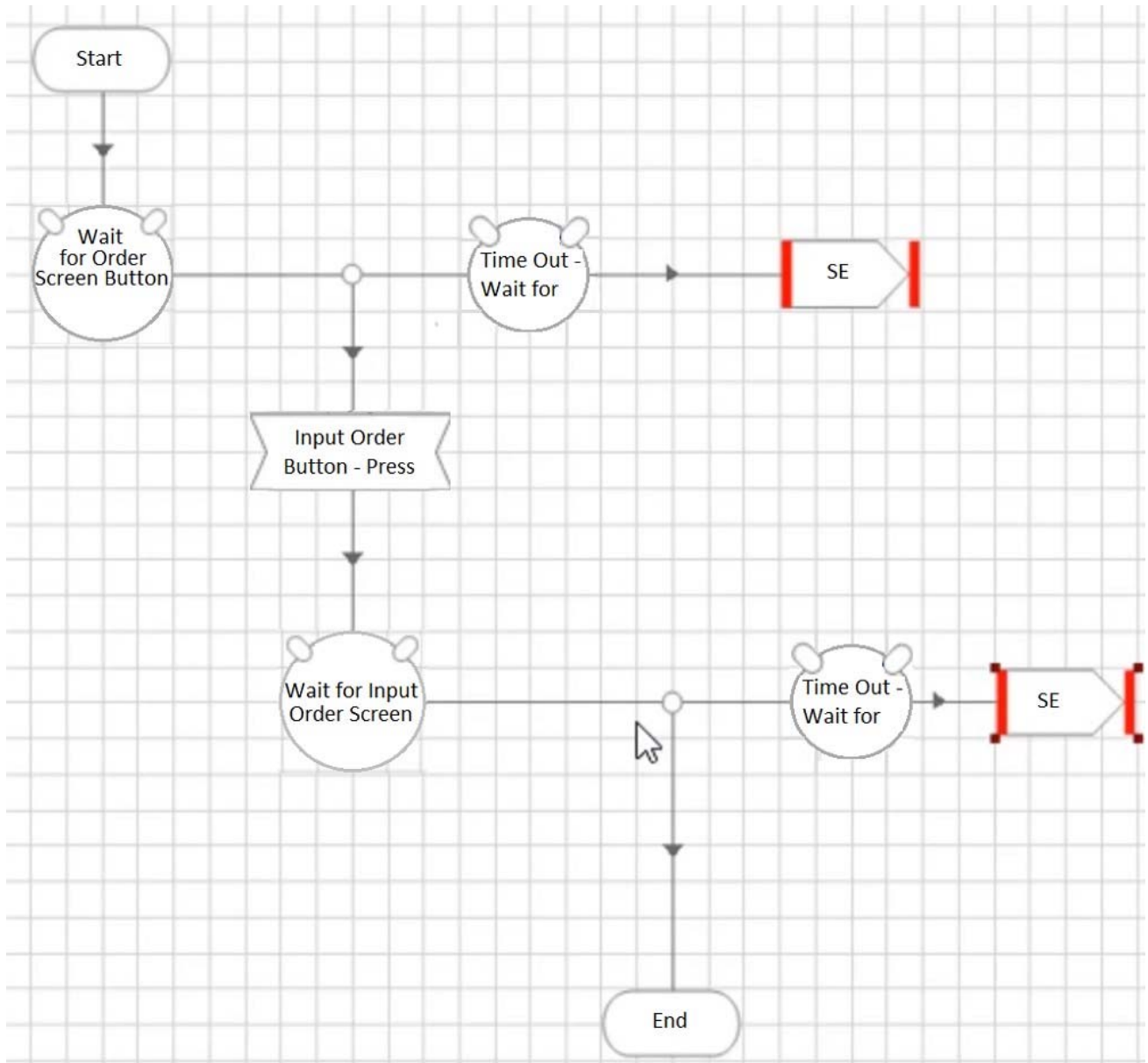
A)



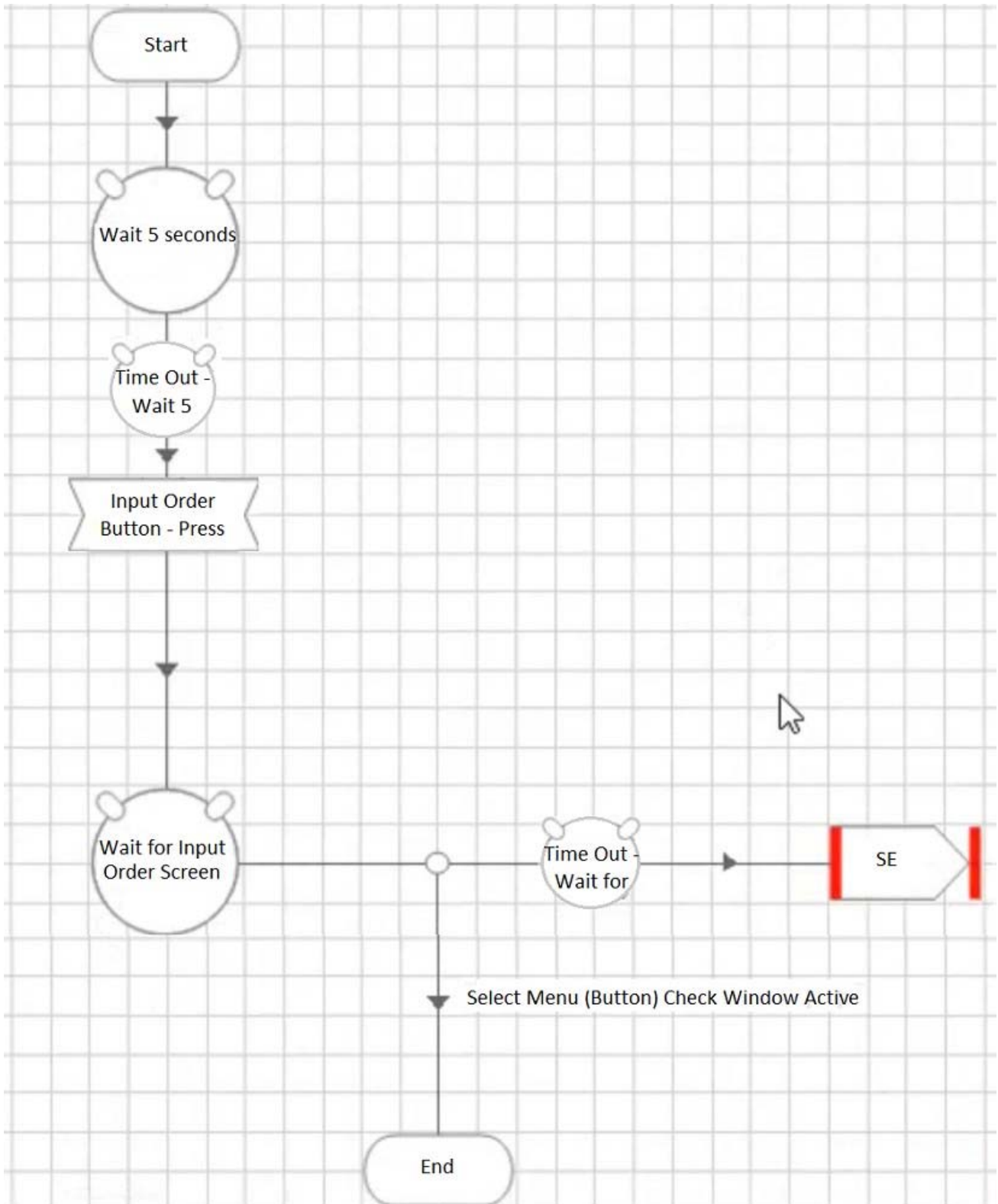
B)



C)



D)



- A. Option A
- B. Option B
- C. Option C
- D. Option D

Answer: A

4.A Process Definition Document, for a new process to open ISA accounts, specifies that the value “2008 Cash ISA” is to be entered into the Product Selection field of the following screen:

The screenshot shows a web interface for National Bank PLC. At the top, there is a navigation bar with links for HOME, RESUME, LINKS, ALBUMS, and REGISTER. Below this is a sub-header for 'Branch Platform' with HOME and LOGOUT links. The main content area is titled 'ISA Proposal Suite - Entry Form'. On the left, there is a logo for 'NB' and a section labeled 'Proposal Entry Form'. The form itself contains several input fields: 'Customer Number' (text box), 'Customer Name' (text box), 'Product Selection' (dropdown menu), and 'Initial Deposit Required' (checkbox followed by a text box). A 'Submit Proposal' button is located at the bottom right of the form.

The Product Selection field is a drop down menu with the following options available:



According to Best Practice, which of the following design options are correct for populating the Product Selection field with the value 2008 Cash ISA:

- A. The Product Selection value should be hard coded as 2008 Cash ISA in the stage that will populate the field.
- B. A text data item, with an initial value of 2008 Cash ISA should be configured. This data item should be used as the input value to the stage that will populate the Product Selection field.
- C. An input parameter should be configured in the start stage allowing the calling process to determine what value to be populated into the Product Selection number field
- D. All of the above

Answer: C

5.A Process is fed cases to work from a spreadsheet held in a shared drive. The location of the shared drive is different between Development and Production environments.

How should this be managed?

- A. During the build and test phase, hold the 'Development' path to the spreadsheet in a data item within a Process. When the Process is imported into Production it will be opened and the data item will be amended to hold the 'Production' path.
- B. During the build and test phase, hold the 'Development' path to the spreadsheet in a data item within a Process. Expose this data item as a Session Variable. When the Process is run in Production, this Session Variable value can be set in Control Room
- C. Hold the Path to the spreadsheet as an Environment Variable

D. Pass the Path as a Startup Parameter when the process starts

Answer: B