

PassTest

Bessere Qualität , bessere Dienstleistungen!



Q&A

<http://www.passtest.de>

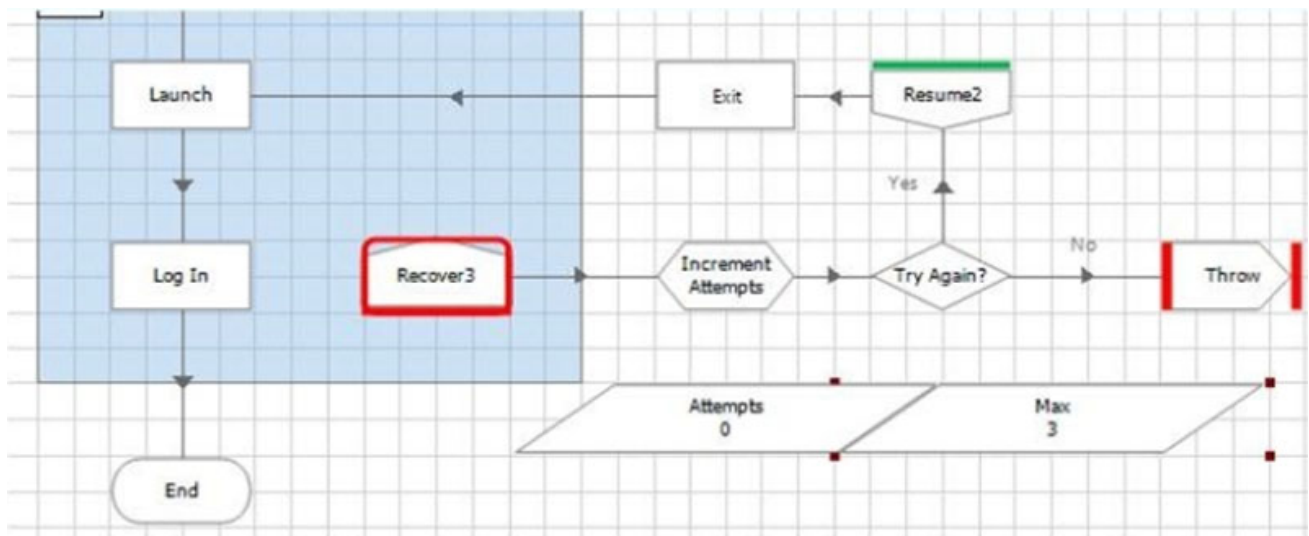
Einjährige kostenlose Aktualisierung

Exam : AD01

Title : Blue Prism Developer

Version : DEMO

1.Refer to the Exhibit.



The Process is intended to attempt to perform the processing in the recover block, Block 3. a maximum of three times before throwing an exception.

Data Item 'Attempts' is a number data item with an initial value of 0 Data Item "Max Attempts" is a number data item with an initial value of 3

The 'Increment Attempts' calculation stage add 1 to the attempts value and outputs a result to the "Attempts" data item

To enable this to work correctly, what is the correct expressions for the Try Again' decision stage?

- A. [Attempts] < [Max]
- B. [Attempts] > [Max]
- C. [Attempts] = [Max]
- D. [Attempts] + 1

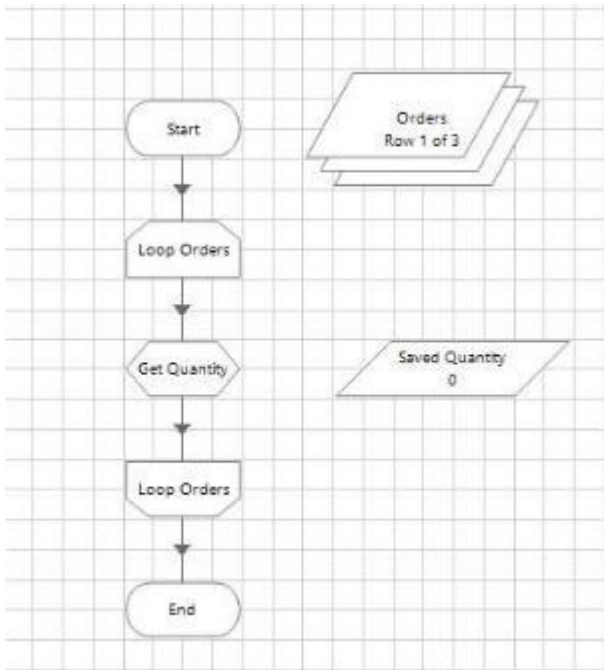
Answer: A

Explanation:

This expression will evaluate to true as long as the number of attempts is less than the maximum number of attempts, which means the process will try again. If the expression is false, it means the number of attempts has reached or exceeded the maximum number of attempts, which means the process will throw an exception.

Reference: <https://portal.blueprism.com/sites/default/files/2020-06/Blue%20Prism%20Certification%20-%20Developer.pdf> (page 2)

2.Examine the following process flow:



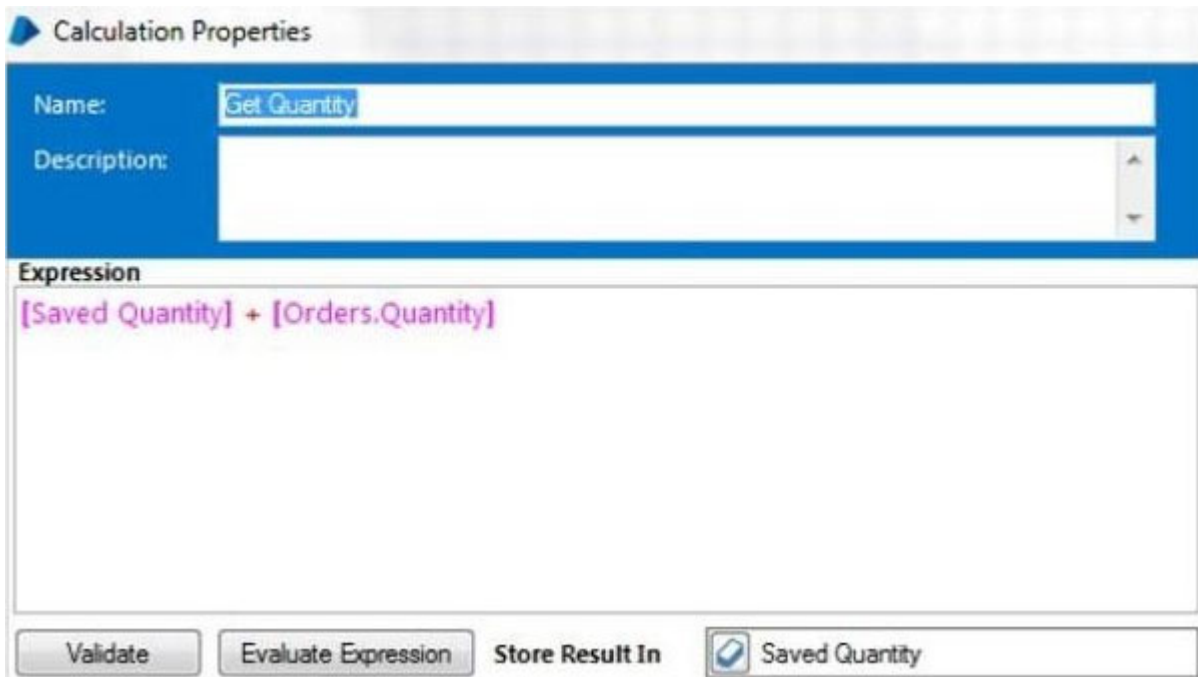
The Orders Collection contains the following data

Fields	Initial Values	Current Values
Order Number (Text)		Quantity (Number)
1001		4
1002		5
1003	<input type="text" value=".."/>	10

The Saved Quantity Data Item is configured as a number with the initial value 0.

The Loop Orders stage is configured to loop through the Orders collection.

The Get Quantity stage is configured as follows:



Calculation Properties

Name:

Description:

Expression

`[Saved Quantity] + [Orders.Quantity]`

Validate Evaluate Expression Store Result In

What will the data item Saved Quantity contain after the execution of the page?

- A. 4
- B. 5
- C. 1
- D. 19

Answer: D

Explanation:

The Saved Quantity data item will contain the sum of all the Quantity values in the Orders collection after the loop. The loop will iterate through each row of the collection and add the value of Quantity to the Saved Quantity data item using a calculation stage. The initial value of Saved Quantity is 0, and after adding each row's Quantity, it will become 19 (0 + 4 + 5 + 1 + 9).

Reference: <https://portal.blueprism.com/sites/default/files/2020-06/Blue%20Prism%20Certification%20-%20Developer.pdf> (page 2)

3.How many Start Stages can a sub-page in a Process have?

- A. 0
- B. 1
- C. 2
- D. Any Number

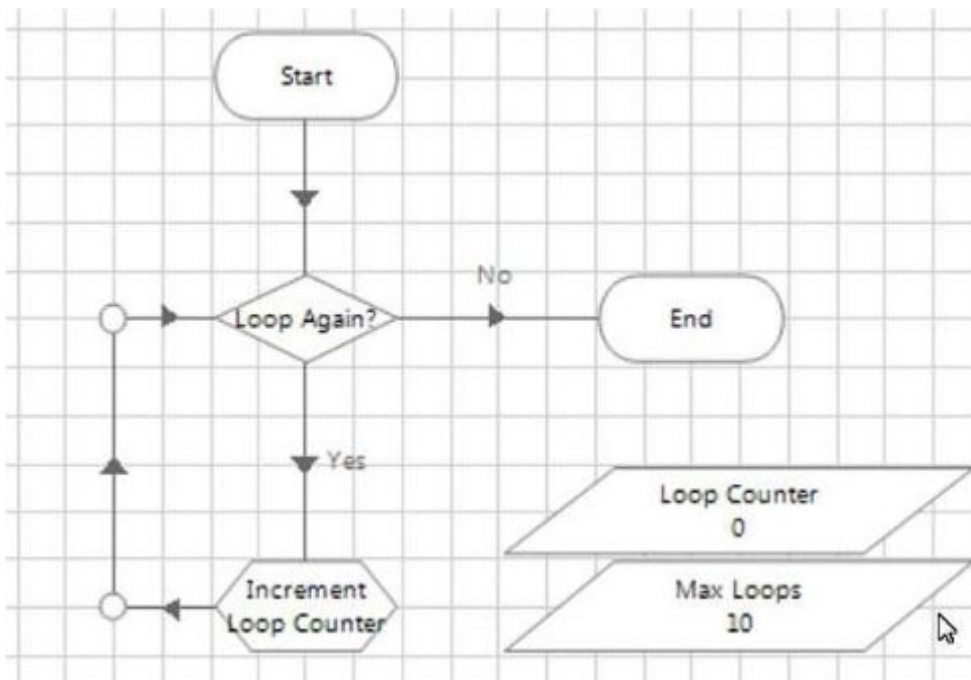
Answer: B

Explanation:

A sub-page in a process can have only one start stage, which is where the execution begins when the sub-page is called from another page. A sub-page cannot have zero or more than one start stages, as that would cause ambiguity or confusion in the execution flow.

Reference: <https://portal.blueprism.com/sites/default/files/2020-06/Blue%20Prism%20Certification%20-%20Developer.pdf> (page 2)

4.Study the following process flow:



The data item "Loop Counter" is a number data item and has an initial value of 0. The data item "Max Loops" is a number data item and has an initial value of 10.

The two stages are configured as follows:

Decision Properties

Name: Loop Again?

Description:

Expression

`[Loop Counter] < [Max Loops]`

Validate Evaluate Expression

Calculation Properties

Name: Increment Loop Counter

Description:

Expression

`[Loop Counter]`

Validate Evaluate Expression Store Result In

How many times will the Loop Again stage be executed when the page is executed?

- A. 10
- B. 9
- C. 11
- D. The loop will be infinite

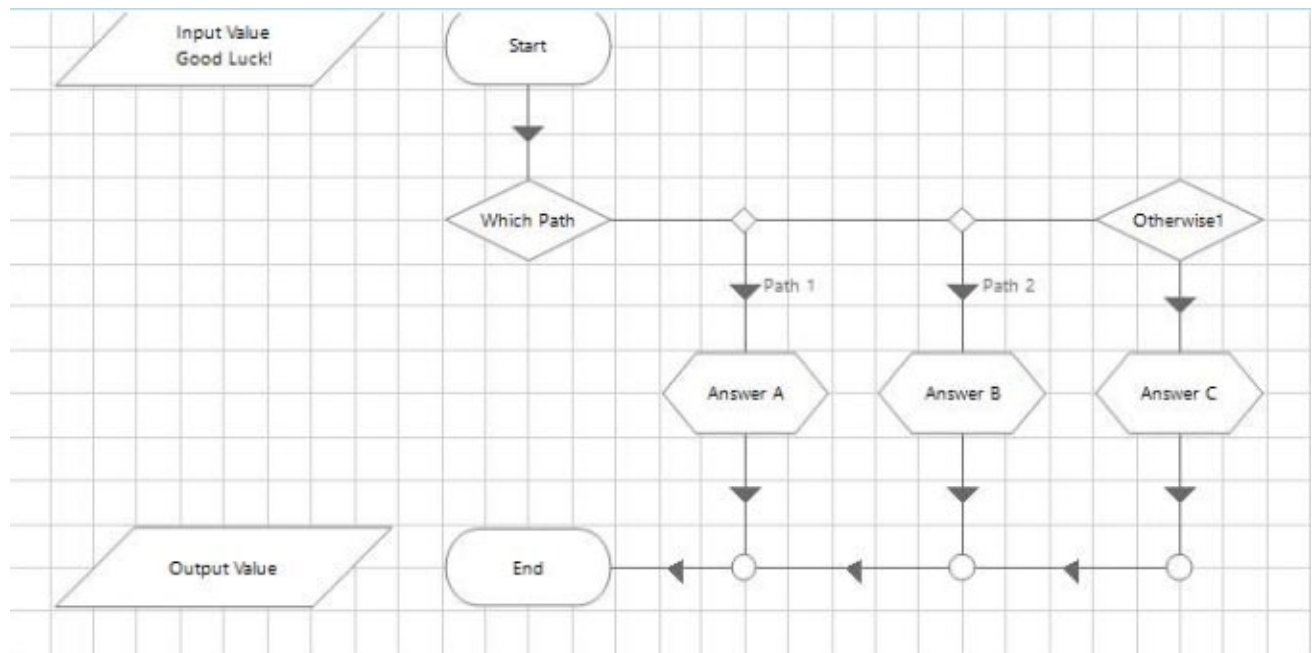
Answer: C

Explanation:

The Loop Again stage will be executed 11 times when the page is executed. The loop counter data item starts with a value of 0, and each time the loop again stage is executed, it increments by 1 using a calculation stage. The loop will continue until the loop counter value is equal to or greater than the max loops value, which is 10. Therefore, the loop again stage will be executed once for each value of loop counter from 0 to 10, which is 11 times in total.

Reference: <https://portal.blueprism.com/sites/default/files/2020-06/Blue%20Prism%20Certification%20-%20Developer.pdf> (page 2)

5.The calculation stages contain the following:



Choice Properties

Name:

Description:

Choice Name	Choice Criterion
Path 1	StartsWith(Input Value,"G")
Path 2	Right([Input Value], 4) = "Good"

The image displays two screenshots of the 'Calculation Properties' dialog box from a software application. Both windows have a blue header bar with the title 'Calculation Properties' and a small icon. The top window has 'Name: Answer A' and 'Description:' (empty). The 'Expression' field contains 'A'. The bottom window has 'Name: Answer C' and 'Description:' (empty). The 'Expression' field contains 'C'. Both windows have a footer bar with four buttons: 'Validate', 'Evaluate Expression', 'Store Result In', and 'Output Value' (which is highlighted with a blue icon).

What will be the outcome after the page has run?

- A. Data Item Output Value contains A
- B. Data Item Output Value contains B
- C. Data Item Output Value contains C
- D. An Internal Exception will be thrown

Answer: D