

# *PassTest*

Bessere Qualität , bessere Dienstleistungen!



## Q&A

<http://www.passtest.de>

Einjährige kostenlose Aktualisierung

**Exam** : **9L0-827**

**Title** : Logic Pro 9 Level One End  
User Exam

**Version** : Demo

1.Which actions allow you to open the Edit Marker dialog for a sequence marker?

(Select all that apply)

- A. Command-double-click the marker.
- B. With the playhead on the marker, press M.
- C. Control-click the marker.

**Answer:** A, B

2.Which keyboard shortcut allows you to view the entire sequence within the Timeline Window.?

- A. Command-Z
- B. Control-Z
- C. Option-Z
- D. Shift-Z

**Answer:** D

3.HOTSPOT

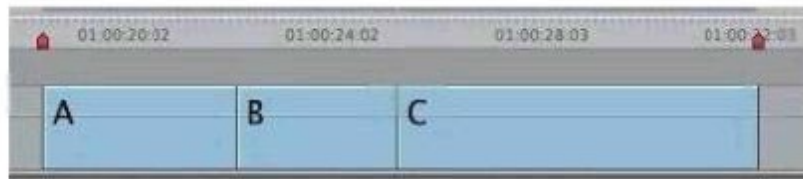
In the Log and Transfer window below, click the icon that allows you to choose the Apple ProRes format for converting AVCHD footage.



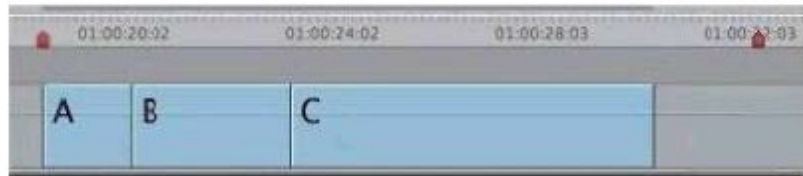
**Answer:** Pending

4.Which tool would perform the Before/After edit scenario shown above with the least amount of clicks or keystrokes?

Before



After

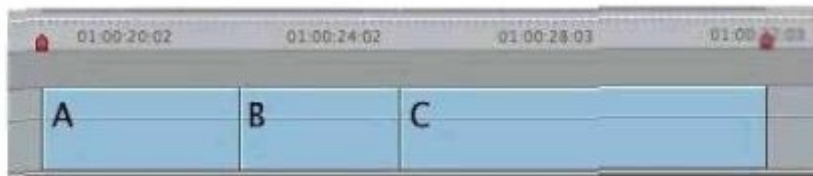


- A. Ripple
- B. Roll
- C. Slide
- D. Slip


**Answer: A**

5. Which tool would perform the Before/After edit scenario shown above with the least amount of clicks or keystrokes? (NOTE: Two edit points changed simultaneously.)

Before



After



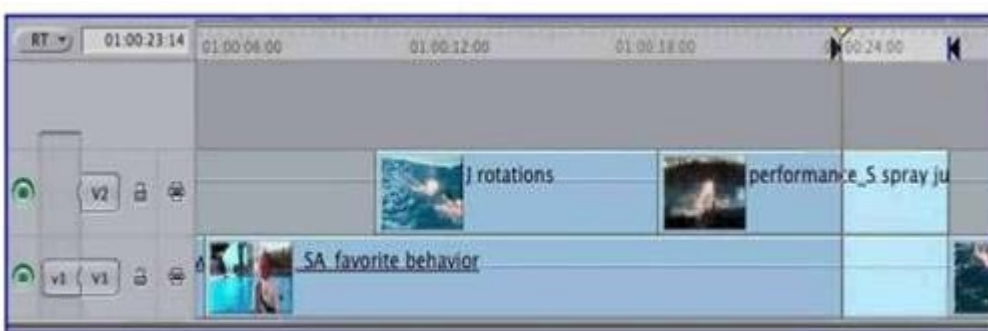
- A. Ripple
- B. Roll
- C. Slide
- D. Slip

**Answer: C**

6. HOTSPOT




In the image below, click the icon that allows you to make a Lift edit, as shown above.



**Answer:** Pending

#### 7.HOTSPOT

In the image below, click the Solo button for A3.



**Answer:** Pending


#### 8.HOTSPOT

In the image below, click the icon that allows you to display Title Safe.



**Answer:** Pending

9. Which overlay displayed below indicates the Canvas playhead is parked at the end of a sequence?



- A. Option A
- B. Option B
- C. Option C
- D. Option D
- E. Option E

**Answer: C**

10. Which reconnect option allows you to manually navigate to a source media file?

- A. Batch
- B. Forget
- C. Locate
- D. Search

**Answer: C**