

PassTest

Bessere Qualität , bessere Dienstleistungen!



Q&A

<http://www.passtest.de>

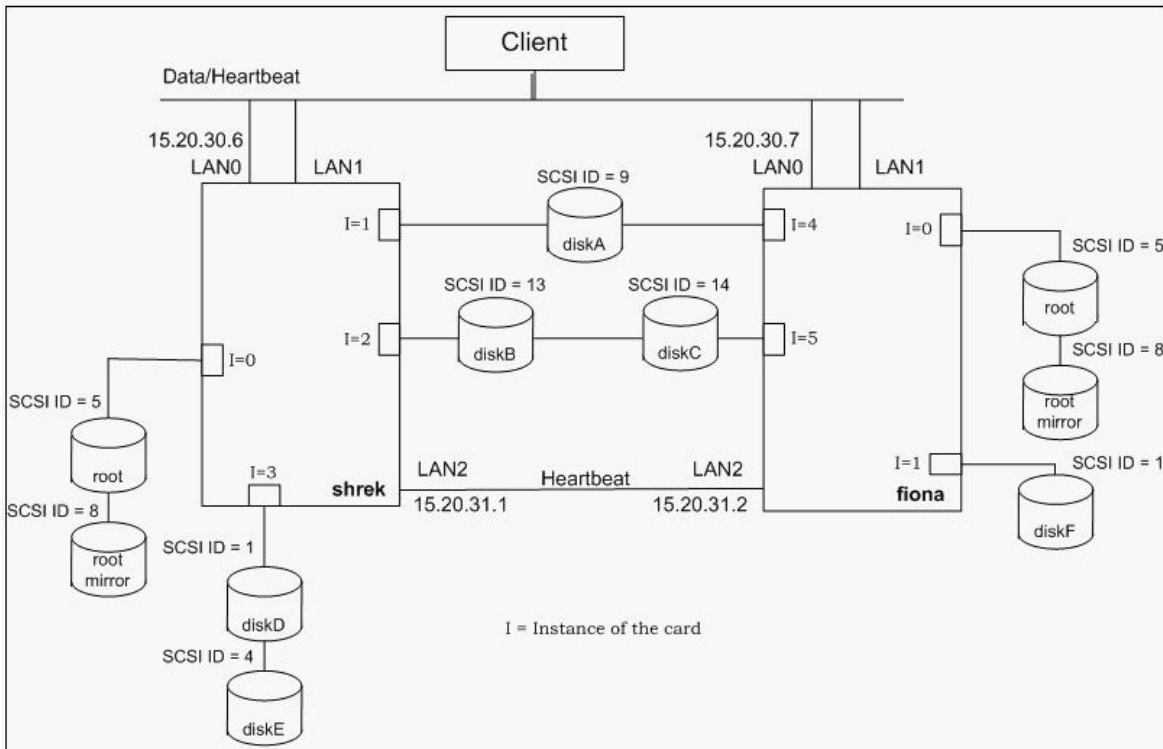
Einjährige kostenlose Aktualisierung

Exam : HP0-093

Title : HP-UX High Availability

Version : DEMO

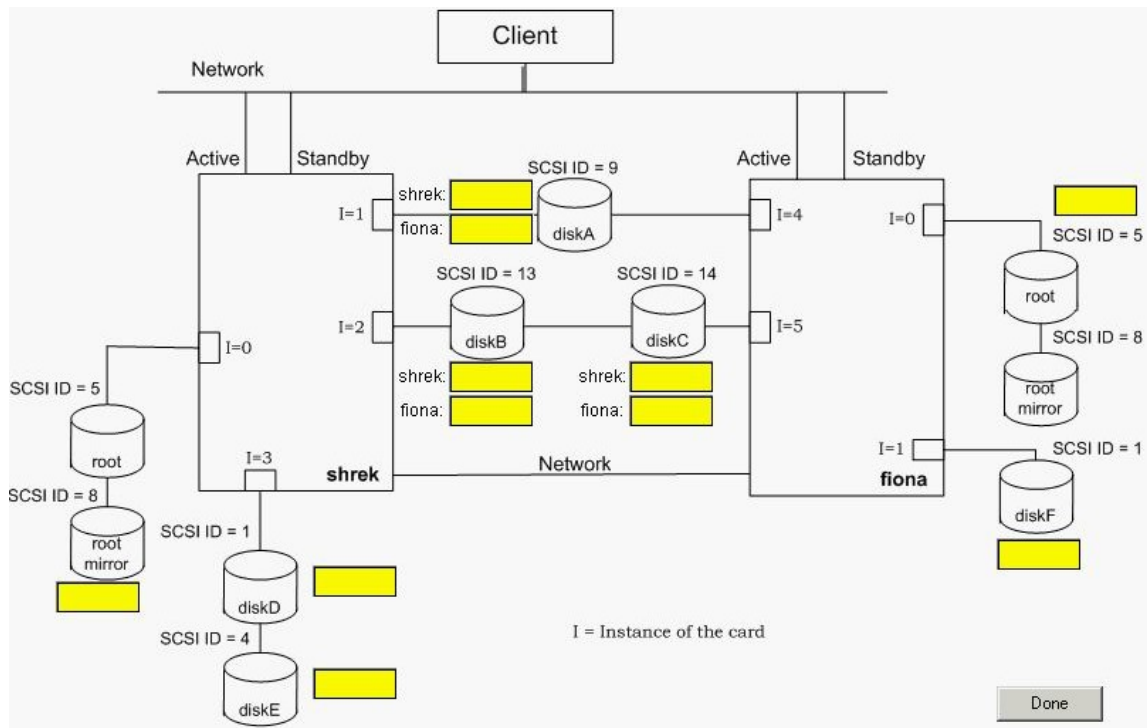
1. Use the information provided in the Cluster Configuration Diagram to answer the following question. Which commands can be used to build a cluster configuration file under /etc/cmcluster called cluster.ascii. Select TWO.



- A. `cmquerycl -C /etc/cmcluster/cluster.ascii -n 15.20.30.6 -n 15.20.30.7`
- B. `cmquerycl -C /etc/cmcluster/cluster.ascii -n 15.20.30.6 -n 15.20.30.7 -v`
- C. `cmmakecl -C /etc/cmcluster/cluster.ascii -n shrek -n fiona`
- D. `cmmakecl -C /etc/cmcluster/cluster.ascii -n shrek -n fiona -v`
- E. `cmquerycl -C /etc/cmcluster/cluster.ascii -n shrek -n fiona`
- F. `cmquerycl -C /etc/cmcluster/cluster.ascii -n shrek -n fiona -v`

Correct: E F

2. Click the Cluster Configuration Diagram button to answer this item. Complete the following task using the information in the Cluster Configuration Diagram and the command outputs and files under the Exhibit button below. You may not need all exhibits. Fill in the indicated disk device files on the Cluster Configuration Diagram using c?t?d? format.



Correct:

3. Click the Task button to begin. Configure a Serviceguard package by dragging and dropping the appropriate options into the empty field locations. There is more than one possible answer. The package will be called 'missionspace' and will have an IP address of 10.20.30.10 on the 10.20.30.0 network. A failure of the 10.20.30.0 network will cause the package to fail over to the adoptive node. The package will run on FIONA as the primary node and fail back from SHREK manually. A service process called space_monitor will be used to monitor the health of the package. The monitor is started by running the script /etc/cmcluster/EPCOT/spaceman and passing it the argument A failure of this process 2 times will cause the package to fail to the alternate node without affecting the node it is running on. The package mounts the logical volume /dev/vg04/moonvol at the directory /opt/moon. The filesystem type should be the Veritas file system and mounted with a delaylog option. The application is started by the command: /opt/moon/missionspace/takeoff.sh and stopped by the command: /opt/moon/missionspace/touchdown.sh.

/etc/cmcluster/EPCOT/space.conf		
PACKAGE_NAME	place here	YES
PACKAGE_TYPE	place here	NO
FAILBACK_POLICY	place here	FAILOVER
NODE_NAME	place here	MANUAL
NODE_NAME	place here	AUTOMATIC
AUTO_RUN	place here	SYSTEM_MULTI_NODE
NODE_FAIL_FAST_ENABLED	place here	SHREK
RUN_SCRIPT	place here	FIONA
RUN_SCRIPT_TIMEOUT	NO TIMEOUT	255.255.255.0
HALT_SCRIPT	place here	10.20.30.10
SERVICE_NAME	place here	10.20.30.0
SERVICE_FAIL_FAST_ENABLED	place here	space_monitor
SERVICE_HALT_TIMEOUT	300	missionspace
SUBNET	place here	missionspace_pkg
		/etc/cmcluster/EPCOT/space.cntl run
		/etc/cmcluster/EPCOT/space.cntl halt
		/etc/cmcluster/EPCOT/space.cntl

Done

Correct:

Green choice14---->Yellow Choice1

Green choice3---->Yellow Choice2

Green choice4---->Yellow Choice3

Green choice7---->Yellow Choice5

Green choice8---->Yellow Choice4

Green choice1---->Yellow Choice6

Green choice2---->Yellow Choice7

Green choice18---->Yellow Choice8

Green choice18---->Yellow Choice9

Green choice12---->Yellow Choice10

Green choice2---->Yellow Choice11

Green choice11---->Yellow Choice12

4. Click the 'Configure a Serviceguard Task' button and use drag and drop to place the appropriate options into the excerpts from the file. Use the Exhibit button at the bottom to determine how to employ this script in the package files. The package has the following characteristics: The package will be called 'toystory' and will have an IP address of 15.31.54.64 on the 15.31.54.0 network. A failure of this network will NOT affect the package running on the node. The package will run on WOODY as the primary node and fail back from BUZZ manually. The package will mount the following veritas logical volumes with the delaylog option: /opt/vgtoys/lvo11 /opt/bin/toystory /opt/vgtoys/lvo12 /opt/bin/toystory/logs /opt/vg06/datavo1 /toydata A service

process called 'andy_room_mon' will be used to monitor the health of the package. The service process will have no restarts. The starting, stopping, and monitoring is run by using the script /etc/cmcluster/TOYS/andy_room.

255.255.255.0	/etc/cmcluster/TOYS/toystory.conf	
andy_room monitor	PACKAGE_NAME	place here
toystory	NODE_NAME	place here
toystory pkg	NODE_NAME	place here
WOODY	RUN_SCRIPT	place here
15.31.54.0	RUN_SCRIPT_TIMEOUT	NO_TIMEOUT
BUZZ	HALT_SCRIPT	place here
/etc/cmcluster/TOYS/toystory.cntll	SERVICE_NAME	place here
andy_room_mon	SERVICE_FAIL_FAST_ENABLED	NO
15.31.54.64	SERVICE_HALT_TIMEOUT	300
/etc/cmcluster/TOYS/toystory.cntll run	SUBNET	place here
/etc/cmcluster/TOYS/toystory.cntll halt		
/etc/cmcluster/TOYS/andy_room		Done

Correct:

Green choice3---->Yellow Choice1

Green choice5---->Yellow Choice2

Green choice13---->Yellow Choice4

Green choice13---->Yellow Choice5

Green choice7---->Yellow Choice3

Green choice9---->Yellow Choice6

Green choice6---->Yellow Choice7

5.Click the Task button. Using drag and drop, match each cluster type to its description.

Cluster Descriptions	
place here	Distinct clusters separated by distance
place here	Single cluster separated by distance
place here	Single cluster implemented with Serviceguard
Cluster Types	
Continental cluster	Active/Active cluster
	Extended Distance Cluster

Correct:

Green choice1---->Yellow Choice1

Green choice2---->Yellow Choice3

Green choice3---->Yellow Choice2

6.Click the Task button. Using drag and drop, match the correct solution with each single point of failure.

Failures		Solutions
place here	CPU or memory	standby network card
place here	LAN card failure	hot swappable disks
place here	Disk failure	LVM mirrors; disk arrays
place here	SCSI card failure	multi-ported network card
		Clustering
		LVM mirrors, PV links
		dual channel memory

Correct:

Green choice5---->Yellow Choice4

Green choice4---->Yellow Choice1

Green choice3---->Yellow Choice3

Green choice1---->Yellow Choice2

7.In the context of high availability, which phrase describes mean time to failure?

- A.the amount of time to indefinitely restart a failed service
- B.the amount of time a system can provide service without failure
- C.the amount of time to stop a service after a failure has been experienced
- D.the amount of time to resume service after a failure has been experienced

Correct:B

8.In the context of high availability, what is the affect of split-brain syndrome?

- A.different applications accessing the same disks simultaneously
- B.two clusters initiate an application that accesses the same disks
- C.different users of an application accessing the same disks consecutively
- D.two sub-clusters initiated from a single cluster without knowledge of each other

Correct:D

9.While performing a rolling Serviceguard software upgrade, which statements are true? Select TWO.

- A.You need at least two nodes running the same Serviceguard release.
- B.You must change the cluster configuration as each node is updated.
- C.You cannot change the cluster configuration files.
- D.You may have up to three versions of Serviceguard running.

E.You cannot use the new features of the new Serviceguard release.

Correct:C E

10.Click the Exhibit button. Based on the cmviewcl output, how many times can the package service oracle9i be restarted for package ora_pkg?


```
[ system_b - /etc/cmcluster ]
# cmviewcl -v
CLUSTER          STATUS
test_cluster     up

      NODE          STATUS          STATE
      system_a      up              running

      Network_Parameters:
      INTERFACE      STATUS          PATH              NAME
      PRIMARY        up              8/0/1/0            lan0
      PRIMARY        up              10/12/6            lan4
      STANDBY        up              8/12/2/0            lan3
      STANDBY        up              8/12/1/0            lan2

      PACKAGE        STATUS          STATE              AUTO_RUN          NODE
      ora_pkg        up              running            enabled            system_a

      Policy_Parameters:
      POLICY_NAME      CONFIGURED_VALUE
      Failover         configured_node
      Failback         manual

      Script_Parameters:
      ITEM             STATUS          MAX_RESTARTS      RESTARTS          NAME
      Service          up              1                 0                 oracle9i
      Service          up              Unlimited         0                 ora_lsnr
      Subnet           up              192.168.1.0

      Node_Switching_Parameters:
      NODE_TYPE        STATUS          SWITCHING          NAME              (current)
      Primary          up              enabled            system_a
      Alternate        up              enabled            system_b

      NODE          STATUS          STATE
      system_b      up              running

      Node_Switching_Parameters:
      NODE_TYPE        STATUS          SWITCHING          NAME              (current)
      Primary          up              enabled            system_a
      Alternate        up              enabled            system_b

      NODE          STATUS          STATE
      system_b      up              running

      Network_Parameters:
      INTERFACE      STATUS          PATH              NAME
      PRIMARY        up              10/4/16            lan0
      PRIMARY        up              10/12/6            lan1
      STANDBY        up              8/0/1/0            lan2
      STANDBY        up              8/0/2/0            lan3
      STANDBY        up              8/12/2/0            lan5
      STANDBY        up              8/12/1/0            lan4

[ system_b - /etc/cmcluster ]
#
```

- A.0
- B.1
- C.2
- D.3
- E.unlimited

Correct:B

11.A server node in an Serviceguard cluster contains three LAN interface cards; two 100baseT Ethernet NICs and one 1000baseT gigabit Ethernet NIC, with the intent of providing a high speed data LAN with redundancy. What is a consequence of this LAN configuration?

- A.The NICs for the data LAN and failover LAN must be identical.
- B.The gigabit Ethernet and the 100baseT NICs cannot share the same subnet.
- C.Three NICs are insufficient to provide redundancy for both the data and the heartbeat LAN.
- D.The data packet size on the gigabit Ethernet is larger than the 1000baseT NIC and therefore will cause additional network latency.

Correct:A

12.What is the correct way to shutdown node_a when it is part of a two node cluster? Current snapshot of the cluster: node_a - pkg1 running node_b - pkg2 running

- A.[node_a]#: cmhaltpkg pkg1 [node_b]#: cmhaltnode -f [node_b]#: cmrunpkg -n node_b pkg1 [node_a]#: shutdown -h 0
- B.[node_a]#: cmhaltpkg pkg1 [node_b]#: cmrunpkg -n node_b pkg1 [node_a]#: cmhaltnode [node_a]#: shutdown -h 0
- C.[node_b]#: cmhaltpkg pkg2 [node_a]#: cmhaltcl -f [node_b]#: cmrunpkg -n node_b pkg1 [node_a]#: shutdown -h 0
- D.[node_b]#: cmhaltpkg pkg1 [node_a]#: cmhaltcl -f [node_b]#: cmrunpkg -n node_b pkg1 [node_a]#: shutdown -h 0

Correct:B

13.Which commands move a package called pkg to the alternate nodeB?

- A.cmhaltpkg; cmrunpkg pkg
- B.cmhaltpkg; cmmvpkg -n nodeB pkg
- C.cmhaltpkg; cmrunpkg pkg; cmmodpkg -e pkg
- D.cmhaltpkg; cmrunpkg -n nodeB pkg; cmmodpkg -e pkg

Correct:D

14.Click the Task button. Using drag and drop, order the steps that Serviceguard performs during a package halt sequence. One step will not be used.

Steps	Order
Deactivate the volume group	place step 1 here
Unmount the file system(s)	place step 2 here
Stop the cmcld daemon	place step 3 here
Execute customer defined halt scripts	place step 4 here
Halt the service process or processes	place step 5 here
Remove the package IP	

Correct:

Green choice5---->Yellow Choice1

Green choice4---->Yellow Choice2

Green choice6---->Yellow Choice3

Green choice2---->Yellow Choice4

Green choice1---->Yellow Choice5

15.Click the Task button. Using drag and drop, order the steps to add a package to a running two-node cluster. There is more than one correct answer.

Steps	Steps in Order
ftp package script to other node	place step 1 here
edit package config and control file	place step 2 here
cmcheckconf	place step 3 here
cmviewcl	place step 4 here
cmmodpkg	place step 5 here
cmapplyconf	place step 6 here
cmmakepkg -p	place step 7 here
cmmakepkg -s	place step 8 here

Correct:

Green choice3---->Yellow Choice5

Green choice6---->Yellow Choice6

Green choice5---->Yellow Choice7

Green choice4---->Yellow Choice8

Green choice1---->Yellow Choice4

Green choice2---->Yellow Choice3

Green choice7---->Yellow Choice2

Green choice8---->Yellow Choice1

16.Which file would you edit to enable each node in the cluster to automatically start or join the cluster at boot time?

A.cmcd

B.cmlvmd

C.cmcluster

D.cmclconfig

Correct:C

17.What are the results of the cmapplyconf command?

A.creates the cmcd file and distributes it to all nodes

B.creates the cmclconfig file and distributes it to all nodes

C.creates the cmclconfig file and distributes the ascii file and the cmclconfig file to all nodes

D.creates the cmclcluster file and distributes the ascii file and the cmclconfig file to all nodes

Correct:B

18.What is the purpose of a lock disk in a cluster?

A.prevents activation of unclustered disks

B.keeps track of who is activating each volume group

C.prevents split-brain syndrome in the cluster

D.locks non-root users from running Serviceguard commands

Correct:C

19.What is the function of the lock disk in a Serviceguard cluster?

A.ensures that Quorum occurs for a cluster formation

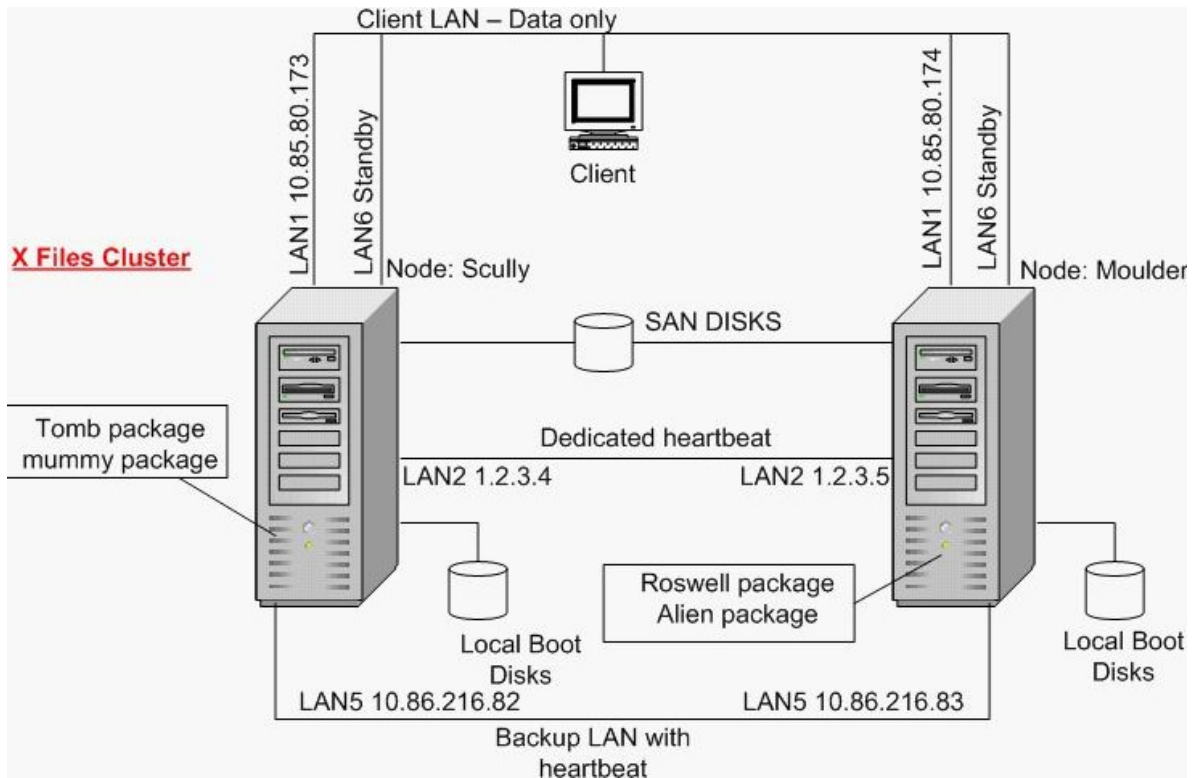
B.determines which node becomes the cluster coordinator

C.keeps track of which volume groups are activated on each node

D.avoids the cluster splitting into two running clusters and corrupting data

Correct:D

20.Click the Cluster Diagram button above to view the cluster diagram graphic. Use the Exhibit button below to see four cluster ascii file excerpts. Which cluster ascii file excerpt is correct for the cluster diagram graphic shown?



- A.Excerpt 1
- B.Excerpt 2
- C.Excerpt 3
- D.Excerpt 4

Correct:A