

PassTest

Bessere Qualität , bessere Dienstleistungen!



Q&A

<http://www.passtest.de>

Einjährige kostenlose Aktualisierung

Exam : 200-301

**Title : Implementing and
Administering Cisco
Solutions**

Version : DEMO

1.Which command entered on a switch configured with Rapid PVST* listens and learns for a specific time period?

- A. switch(config)#spanning-tree vlan 1 max-age 6
- B. switch(config)#spanning-tree vlan 1 hello-time 10
- C. switch(config)#spanning-tree vlan 1 priority 4096
- D. switch(config)#spanning-tree vlan 1 forward-time 20

Answer: D

Explanation:

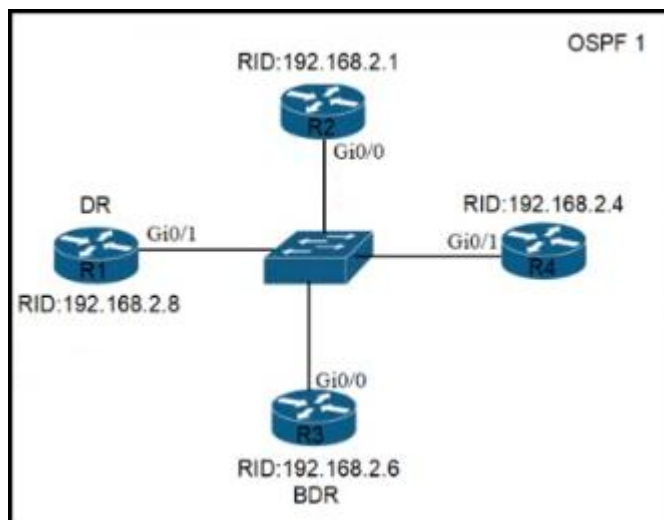
Forward time: Determines how long each of the listening and learning states last before the port begins forwarding.

Switch(config)# [no] spanning-tree vlan vlan_ID forward-time forward_time

Configures the forward time of a VLAN. The forward_time value can be from 4 to 30 seconds.

<https://www.cisco.com/c/en/us/td/docs/switches/lan/catalyst4500/12-2/15-02SG/configuration/guide/config/spantree.html#56177>

2.Refer to Exhibit.



Refer to the exhibit. All routers in the network are configured R2 must be the DR. After the engineer connected the devices, R1 was elected as the DR.

Which command sequence must be configure on R2 to Be elected as the DR in the network?

- ☐ R2(config)#interface gi0/0
R2(config-if)#ip ospf priority 1
- ☐ R2(config)#interface gi0/0
R2(config-if)#ip ospf priority 100
- ☐ R2(config)#router ospf 1
R2(config-router)#router-id 10.100.100.100
- ☐ R2(config)#router ospf 1
R2(config-router)#router-id 192.168.2.7

A. Option A

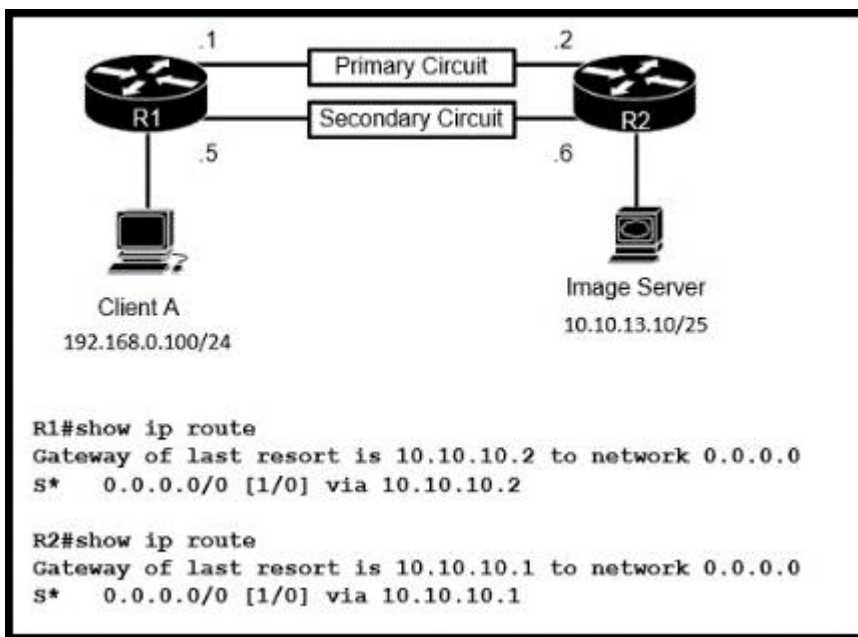
B. Option B

C. Option C

D. Option D

Answer: B

3.Refer to the exhibit



Routers R1 and R2 have been configured with their respective LAN interfaces. The two circuits are operational and reachable across WAN.

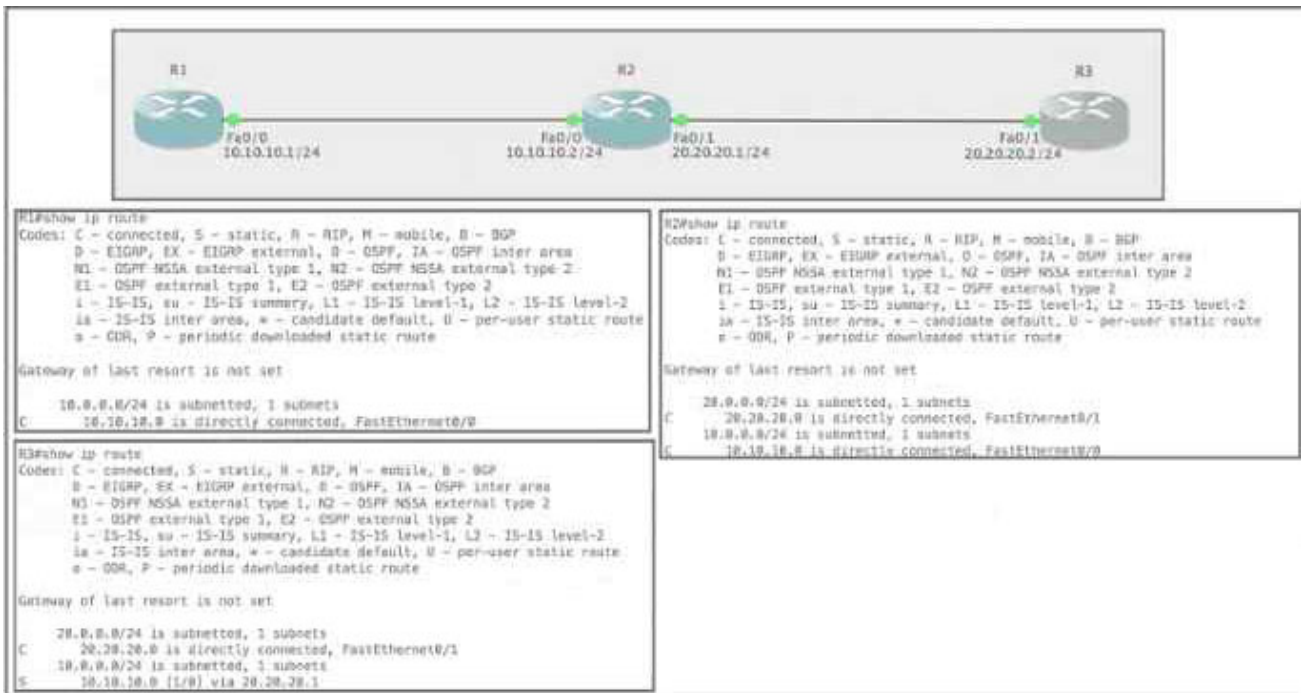
Which command set establishes failover redundancy if the primary circuit goes down?

- ☐ R1(config)#ip route 10.10.13.10 255.255.255.255 10.10.10.2
R2(config)#ip route 192.168.0.100 255.255.255.255 10.10.10.1
- ☒ R1(config)#ip route 0.0.0.0 0.0.0.0 10.10.10.6 2
R2(config)#ip route 0.0.0.0 0.0.0.0 10.10.10.5 2
- ☐ R1(config)#ip route 10.10.13.10 255.255.255.255 10.10.10.6
R2(config)#ip route 192.168.0.100 255.255.255.255 10.10.10.5
- ☐ R1(config)#ip route 0.0.0.0 0.0.0.0 10.10.10.6
R2(config)#ip route 0.0.0.0 0.0.0.0 10.10.10.5

- A. Option A
- B. Option B
- C. Option C
- D. Option D

Answer: B

4.Refer to Exhibit.



Refer to the exhibit Router R1 Fa0/0 is unable to ping router R3 Fa0/1.

Which action must be taken in router R1 to help resolve the configuration issue?

- A. set the default network as 20.20.20.0/24
- B. set the default gateway as 20.20.20.2
- C. configure a static route with Fa0/1 as the egress interface to reach the 20.20.20.0/24 network
- D. configure a static route with 10.10.10.2 as the next hop to reach the 20.20.20.0/24 network

Answer: D

5.What is a benefit of using a Cisco Wireless LAN Controller?

- A. Central AP management requires more complex configurations
- B. Unique SSIDs cannot use the same authentication method
- C. It supports autonomous and lightweight APs
- D. It eliminates the need to configure each access point individually

Answer: D